

2024 SKD HAIR & MAKEUP GUIDE

MORNING CONCERT

READY SET, KINDER, & MINI DANCERS

Hair - Ballet bun on crown of head

- Not right on top of the head - please style it to be on the crown of the head.
- Fringes and flyaways should be gelled back - avoid having 'wispy' bits.
- Hair nets, elastics, and pins should match the colour of your child's hair.
- No scrunchies or **coloured elastics** should be used.
- No donut buns should be used - we require a flat ballet bun as seen in the image to the right ->



Makeup - None

- Young dancers are not required to wear makeup.
- You're most welcome to apply some shimmer or lip gloss to make them feel special if you would like!

EVENING CONCERT






PETITE, JUNIOR, INTER, SENIOR & OPEN DANCERS

Hair - Style notes

- Don't have your ponytail/bun right on top of the head - please style it to be on the crown of the head.
- Fringes and flyaways should be gelled back - avoid having 'wispy' bits.
- Hair nets, elastics, and pins should match the colour of your child's hair.
- No scrunchies or **coloured elastics** should be used.
- No donut buns should be used. We require a flat ballet bun!
- In the weeks preceding the concert, Miss Jade will teach Intermediate and Senior dancers how to do a proper ballet bun.
- Petite & Junior dancers will have a bun the entire concert to avoid hair changes.


- On the Friday night prior to the concert, we will have appointments available at the studio to come and get your students' hair braided. More info will be available soon!

Hair - Two-braid style tutorial.

<p>Step 1: Part hair in the middle. Part two smaller sections beside the part to braid.</p>	<p>Step 2: Braid these two sections. Tie off on the crown of head.</p>	<p>Step 3: Tie the remaining hair into a ponytail on the crown of the head.</p>	<p>For a bun: Twist the ponytail and wrap it around the hair elastic. Secure with a pin or two.</p>	<p>For a bun: Wrap a hair net around the bun to secure fly aways. Pin until fully secure.</p>
				

Makeup - Stage makeup style notes

- All evening concert dancers are required to wear makeup.
- If students need help, staff can provide help on the day. Just ensure to bring all your own supplies!
- Apply a good foundation - it will need to last all day!
- Wear brown/natural eyeshadow with a bit of shimmer if you wish.
- Use powder to set the makeup so it lasts all day and doesn't look shiny onstage.
- Add some blush & bronzer for colour.
- Wear mascara (false lashes are permitted for Senior & Open students only).
- Senior & Open students are also required to wear eyeliner.
- And deep red lipstick to top it all off!



Available for purchase at the studio:

- Hair kits (\$15) (includes matching hair colour elastics, hair nets, hair pins, small clear elastics & bobby pins)
These are perfect to buy if you don't know what you need to buy for a bun!
- Lipstick (\$25)
- Makeup kit (\$55) (contains COLOURPOP - eyeshadow palette, blush & lipstick)

